

The *Renovo* Color Chart


These hardwoods are generally comparable in weight and stiffness except Douglas fir. This softwood is also stiff, but is lighter in weight and softer than the rest. The images are of unfinished wood. Colors and grain may vary in the wood, and colors are not perfect online, but they're pretty close. Generally, the finish will bring out more color and highlight grain and figure.

Lyptus



Ash
Temporarily unavailable.

Jatoba or
Brazilian Cherry.




Curly
maple

Padauk



Bloodwood

Purpleheart




Bubinga

Santos
Mahogany



Douglas Fir
Our only soft wood,
it's stiff and light, but
relatively soft.

Walnut



Goncolo Alves

Hickory



Bamboo, plank, edge
grain, natural

Sapele

